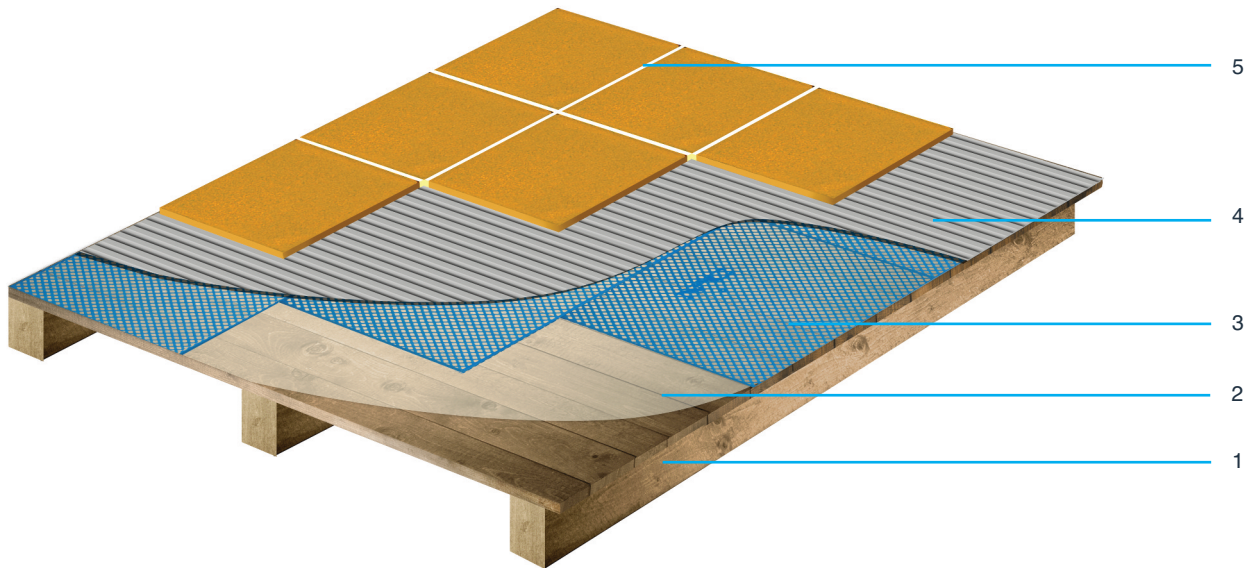


# How to tile onto...

## Timber Floors



1. Ensure that the timber floorboards or chipboard/plywood is screwed down at a maximum of 300mm centres apart.
2. Prime the timber surfaces with diluted Nicobond Universal Bonding Agent & Sealer and allow to dry.
3. To reduce deflection and increase stability, overlay the timber floor with Nicobond Plastic Ply in a brick like formation. Remove the backing sheet for self adhesive fixing.
4. Spread the adhesive 3-6mm deep using a 10mm notched trowel onto Nicobond Plastic Ply ensuring all the voids are completely filled. Solidly bed tiles into adhesive using slight sliding action. Every so often use a spirit level or straight edge to check the tiles are flat. Allow to dry to recommended time.
5. Fill the joints between tiles with the recommended grout using a float grouter. Remove surplus grout from the surface with a sponge and smooth the joints with a rounded stick to achieve an even better finish.

\*Timber is not considered to be a suitable base for floor tiling in wet, frequently damp, or high humidity areas, unless appropriate precautions are taken (BS 5385-4). Noggins might be required between joists in order to achieve the required rigidity. The limit of deflection normally permitted for domestic timber floors (see BS 5268-2) might be too great to avoid damage to tiling systems.

\* Nicobond Plastic Ply is not a suitable remedy for direct tiling to floating floors, these require additional strengthening through overboarding, seek technical advice.

### Recommended Tile Adhesives



Nicobond Rapidflex



Nicobond Large Format Floor Tile Adhesive



Nicobond Single Part Flexible Adhesive




Nicobond Flexible Grout Plus



Nicobond Starlike Extreme Performance Grout

### Featured Products



Nicobond Plastic Ply



## Manufacturing Tiling Solutions Since 1958

### N&C Tiles & Bathrooms Trade Counters & Showrooms

1A - 1B Alexander Place  
Lower Park Road, New Southgate  
**London** N11 1ST  
Tel: 020 8361 6050  
Fax: 020 8361 4757

8 Ascent Park, Edinburgh Way  
**Harrow**, Essex CM20 2HW  
Tel: 01279 621980  
Fax: 01279 621981

14 Meridian Trading Estate  
Bugsby Way, Charlton  
**London** SE7 7SJ  
Tel: 020 8269 5960  
Fax: 020 8269 5961

1 Cliffside Trade Park, Motherwell Way  
**Lakeside**, West Thurrock  
Essex RM20 3XD  
Tel: 01708 680180  
Fax: 01708 680181

16 Arlington Business Park  
Whittle Way, **Stevenage**  
Hertfordshire SG1 2BD  
Tel: 01438 315400  
Fax: 01438 740338

9 - 11 McDonalds Business Park  
Maylands, **Hemel Hempstead**  
Hertfordshire HP2 7EB  
Tel: 0845 2606 025  
Fax: 0845 2606 026

8D Pompey Centre, Fratton Way  
Southsea, **Portsmouth** PO4 8TA  
Tel: 02392 894599  
Fax: 02392 894598

5 Tower Court, St David's Road  
Swansea Enterprise Park  
**Swansea** SA6 8QL  
Tel: 01792 797337  
Fax: 01792 774019

### N&C Tiles & Bathrooms Distribution Centres, Trade Counters & Showrooms

N&C Building Materials  
41 - 51 Freshwater Road  
Chadwell Heath  
**Romford**, Essex RM8 1SP  
Tel: 020 8586 4600  
Fax: 020 8586 4646

C1 Cothill Trading Estate  
Plympton, **Plymouth** PL7 1SR  
Tel: 01752 339724  
Fax: 01752 342746

B1 - B3 Sneyd Trading Estate  
Sneyd Hill, Burslem  
**Stoke on Trent** ST6 2PA  
Tel: 01782 575727  
Fax: 01782 575641

26 Colquhoun Avenue  
Hillington, **Glasgow** G52 4BN  
Tel: 0141 880 1200  
Fax: 0141 880 1212

4 Waterloo Industrial Estate  
Flanders Road, Hedge End  
**Southampton** SO30 2QT  
Tel: 01489 779700  
Fax: 01489 779701


3 - 4 Cardiff Trade Park  
Hadfield Road, **Cardiff** CF11 8AQ  
Tel: 02920 390146  
Fax: 02920 224356

2 City Park, Industrial Estate  
Gelderd Road, **Leeds** LS12 6DR  
Tel: 0113 224 4630  
Fax: 0113 224 4631

2 - 5 Albarn Close  
Wyncolls Road, Severalls Park  
**Colchester**, Essex CO4 9HY  
Tel: 01206 844 161  
Fax: 01206 845 878

 Follow us:  
NCGroupLtd

 Find us:  
Nicholls and Clarke Group of Companies

 Subscribe to us:  
Nichollsandclarke